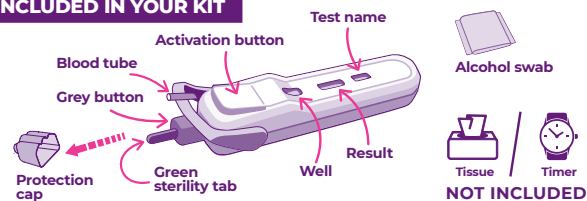


NG PRECISION⁺

PREGNANCY BLOOD TEST

INCLUDED IN YOUR KIT



IMPORTANT

- Check expiry date.
- Do not open the foil package until you have read the entire IFU and are ready to take the test.
- Use immediately upon opening.

PERFORMING AND INTERPRETING THE TEST RESULT

See the detailed procedure on the reverse

FREQUENTLY ASKED QUESTIONS

1 When can I perform the test NG Precision+ ?

The test is able to detect a very small quantity (sensitivity of 10mIU/mL) of hCG (human chorionic gonadotropin), a hormone produced by the body from the start of pregnancy. It is recommended to use the test as close as possible to the presumed date of the next period in order to obtain the best reliability of a pregnancy test. Indeed, if the test is performed too early, the hCG hormone level may not be high enough to be detected, which would lead to a negative result.

2 How long should I wait before reading the test result ?

You must wait at least 5 minutes before reading the result (do not wait more than 10 minutes to read the result).

3 The result indicates I am pregnant : what shall I do ?

You should see your doctor or your gynecologist who can advise you on the next steps.

4 The test result indicates I am not pregnant, but I am not convinced ?

You may have performed the test too early before the presumed date of your next period. Run another test 48 hours later. If the test result is still negative 3 days after the presumed date of your next period, consult your doctor.

5 Why is NG Precision+ performed on blood ?

When you are pregnant your body produces a hormone (hCG) that can be detected in blood sooner than in urine. This is why laboratories perform pregnancy tests on blood.

6 Is the test painful ?

Pricking your finger to obtain a drop of blood is painless. Twist off the green sterility tab and press firmly on the grey button to prick your finger.

7 The test did not work correctly (there is no control line visible).

- Did you place the test on a flat surface after pricking your finger ?
- Did you read the result before waiting 5 minutes ?
- Did you make sure to fill the blood tube completely ? In any case you must do again the test.

8 Can any medication or medical conditions affect the result ?

- Certain drugs, treatments or pathologies can affect the result, such as hCG-based fertility drugs, administered by injection.
 - If you have recently been pregnant, the test can detect a hCG residue in the blood.
 - If you are going through menopause or pre-menopause.
- If you get unexpected results, talk to your doctor.

9 Can I reuse the test ?

No, it is a personal and single use test.

ADVICE FOR SAMPLING

- Wash your hands first with warm water and dry them properly.
- Hot water has the effect of improving blood circulation at your fingertips.
- You can let your hand hang down along your body for about a minute so that the blood flows more large quantity.
- If the blood drop doesn't form right away, press your finger behind the puncture site to form the blood drop.

INTENDED USE AND TEST PRINCIPLE

When you are pregnant, your body produces human Chorionic Gonadotrophin (hCG). NG Precision+ is an immunochromatographic assay for the qualitative detection of hCG in human capillary whole blood collected from the fingertip with a sensitivity of 10mIU/mL.

This rapid and easy-to-use test can be used anywhere and anytime of the day.

The test is performed by depositing the drop of blood taken from the fingertip into the test well via the capillary tube. A solution is then released to facilitate the migration of the blood sample.

The test includes antibodies that specifically detect hCG and produces a colored line in the "T" zone of the test if a positive result is obtained. The reactive components are an anti- α -hCG monoclonal antibody and an anti- β -hCG monoclonal antibody conjugated to a visual marker (colloidal gold).

PRECAUTIONS

- The test is a single-use test. Do not reuse.
- Do not use the test if the pouch is damaged or torn.
- Keep out of reach of children.
- Once the sachet is opened, use the test immediately.
- Nothing should be in contact with the reading window (result area).
- Store the test between 4°C and 30°C in its pouch. The test is stable until the expiration date indicated on the box. Do not freeze.
- NG Precision+ is designed for use with blood samples only.
- Blood should be immediately transferred to the test strip.
- The test should be placed on a flat surface while waiting for the result. The test should never face upwards.

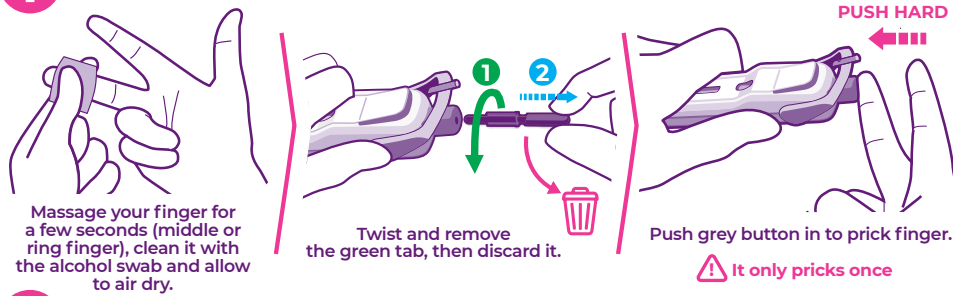
DISPOSAL

After use, place the test and the kit content in its original package and dispose it according to local regulations.

 NG·BIOTECH[®] LABORATOIRES Z.A. Courbouton - Secteur 1 35480 Guipry - FRANCE www.ngprecision.com	REF Product reference	 Temperature limits (4°C à 30°C)	 Content sufficient for 1 test
	LOT Batch number	 Read the instructions before use	 Expiry date
	IVD <i>In vitro</i> diagnostic medical device	 Do not reuse	 Do not use if package is damaged
	 Manufacturer		

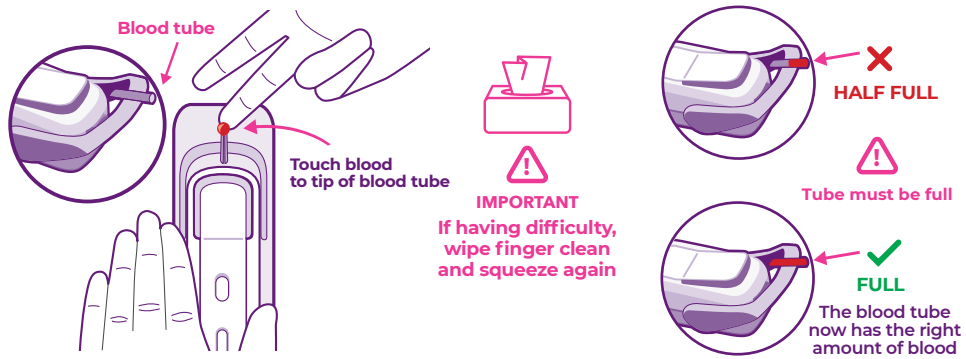
READ THIS INSTRUCTIONS CAREFULLY BEFORE PERFORMING THE TEST

1 PREPARATION



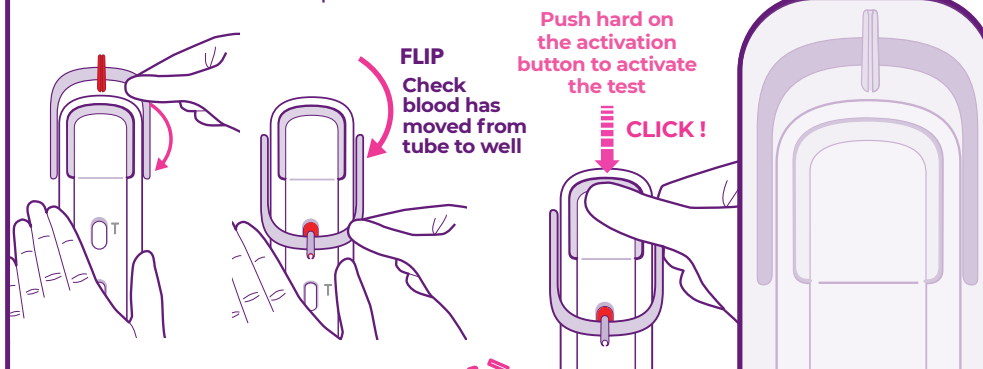
2 COLLECTION

Place the test in the space indicated on the instruction leaflet. Squeeze the finger firmly behind the prick site to obtain the blood sample. Fill the blood tube completely.



3 RESULT

Hold test on table. Now flip blood tube over to the well.



AND WAIT 5 MINUTES

Do not read after 10 min.

RESULT INTERPRETATION

PREGNANT	NOT PREGNANT	
		INVALID

⚠️ Leave test here, this helps with filling the blood tube

PLACE AND LEAVE THE TEST HERE